



IIOO EXPO 2026

India International Ophthalmic Optics Expo
www.iiooexpo.com

22-23-24
AUGUST 2026

CHENNAI TRADE CENTRE
CHENNAI - INDIA

Dear Exhibitor,

We are delighted to welcome you at **IIOO EXPO 2026** – India International Ophthalmic Optics Expo, 22-23-24 August 2026 at Chennai Exhibition Centre, Chennai - India

This comprehensive Exhibitor Manual provides you with information to facilitate your participation. Some of the highlights are:

1. The timetable of in-hall operations will enable you to co-ordinate your operations at the show as well as your travel plans.
2. Facilities and Services to exhibitors and relevant online order forms. Please submit these forms before the deadline.
3. The Rules & Regulations governing participation.

It is very important for you to study this manual carefully and revert to us with the requisite information at the earliest to enable us to serve you better.

If you have any queries, please contact: -

Ms. Simran | +91-96506 15197 | simran@sdpromomedia.com

Wishing you a successful participation!

Team IIOO Expo 2026

Email the form to info@sdpromomedia.com



IIOO EXPO 2026

India International Ophthalmic Optics Expo
www.iiooexpo.com

22-23-24
AUGUST 2026

CHENNAI TRADE CENTRE
CHENNAI - INDIA

BUILD-UP PERIOD

20th August 2026, 100 hrs. (Thursday)

Handing over space to Bare Space Exhibitors. Temp. Electricity will be provided if applied.

20th – 21th August 2026 - 1000 hrs - 1800 hrs (Thursday-Friday)

Delivery of freight to raw space stands.

21th August 2026 - 1200 hrs - 1500 hrs – (Friday)

Handing over space to Shell Space Exhibitors.

21th August 2026 (Friday)

Delivery of freight to Shell Space stands.

21th August 2026 2000 hrs (Friday)

Completion of all booths - Raw & Shell Scheme

21th August 2026 2000 hrs (Friday)

All unwanted stores/refuse to be cleared. Final cleaning of halls and completion of all booths.

EXHIBITION PERIOD

22nd August 2026 1000 hrs (Saturday)

Opening Ceremony

22nd – 24th August 2026 1000 - 1800 hrs (Saturday to Monday)

Trade & Business Visitors

24th August 2026 1500 hrs (Monday)

Exit Passes will be distributed.

EXHIBITOR'S BADGE DISTRIBUTION

21th August 2026 1200 hrs (Friday)

From the Registration Counter



CATALOGUE ENTRY

Each exhibitor is required to fill the appropriate form for catalogue entry. Exhibitors may also include the name of their collaborator, principal, agent, or group company in the directory, provided they operate in the same line of business.

TAXES

- The Government of India levies GST on all exhibition services, including stall rentals, electrical charges, and other fair-related services.
- The applicable GST rate for the exhibition is 18% on the total billing amount.

VENDOR REGISTRATION FEE (NON-REFUNDABLE)

Please note the following important guidelines for Bare Space Exhibitors at IIOO Expo 2026:

- Exhibitors are responsible for their own stand design and construction.
- The stall design must be submitted to the organizers for approval by July 15, 2026.
- Contractors responsible for stall construction must pay a one-time, non-refundable registration fee of ₹10,000 before taking possession of the stall.

ELECTRICITY & POWER CONNECTION AND CONSUMPTION

- Shell stands will be provided with a single-phase electricity connection for spotlights and a 5/15 Amp socket, as per the standard package.
- Bare space exhibitors must pay separately for electricity connection and consumption charges.
- Additional electricity requirements for shell stands (e.g., for running equipment, machines, or extra lighting) must be paid for by the exhibiting company. The applicable charges are detailed in the online electricity form.

OTHER SERVICES AND FACILITIES

- Additional services such as housekeeping, security, and other facilities will be available for an extra fee.
- Companies requiring these services must submit their requests in advance via email.
- If the requested service is not provided by the organizer, the amount paid will be refunded to the exhibitor.



CONSTRUCTION OF STANDS

- The interior design of each stand must comply with the architectural guidelines set by Organizer.
- Exhibitors are only permitted to construct stands as per the design approved by organizer.
- All exhibitors must submit their stand designs for approval to organizer by July 15, 2026.
- Non-compliance with the guidelines will result in: A penalty of INR 5,000
- All construction materials, waste, and empty packaging must be cleared by 8:00 PM on August 21, 2026.
- Construction is only allowed within the designated stand area or outside the hall. Work in walkways is strictly prohibited.

STAND COMPLETION

All stands must be fully completed by 10:00 PM on August 21, 2026.

OPERATION OF STANDS

- No stand should remain unattended at any time.
- Stands must open at least 30 minutes before the exhibition begins and remain open for at least 30 minutes after closing each day.

STORAGE OF EXHIBITS & EMPTY PACKAGING

Storage behind the exhibition stands is not permitted. All exhibits and empty packaging must be stored in designated areas.

VACATION OF SPACE

Exhibitors must vacate their stands, including shell scheme and bare space, by 12:30 AM on August 25, 2026.

DAMAGES TO THE EXHIBITION HALL

Exhibitors are responsible for any damages caused to the hall. Any damage must be repaired or compensated by the exhibitor.

SALES OF EXHIBITS

On-site counter sales are strictly prohibited during the exhibition.

HANDLING OF EXHIBITS, CUSTOMS, AND IMPORT

Only organizer-empaneled cargo agents are permitted to handle exhibits. No other cargo agents will be allowed to operate within the exhibition premises.



SERVICE AGENCIES

Service providers for security, cleaning, catering, etc. will be limited to agencies empaneled by organizer. Other service agencies will not be permitted to enter or operate within the exhibition.

PUBLIC SAFETY & SECURITY

- Exhibitors and their representatives must be present at their stands at all times during exhibition hours to receive visitors.
- Early closure of stands before the official closing time is not permitted.

FIRE SAFETY & FLAMMABLE MATERIALS

- All disposable inflammable materials (e.g., empty boxes, wrappings) must be immediately removed from the exhibition premises.
- The use of flammable materials for stand decoration is strictly prohibited unless treated with a fire-retardant substance.
- Heating appliances are strictly prohibited inside the stands.

INSURANCE & LIABILITY FOR UNFORESEEN INCIDENTS

- Exhibitors must arrange their own insurance to cover risks from transportation, display, and removal of exhibits. S D Promo Media assumes no liability for any claims.
- Exhibitors are solely responsible for any damage or loss to exhibits, equipment, decorations, stock, or stands due to fire, theft, water damage, or natural calamities.
- Exhibitors are responsible for accidents involving: Their staff, Organizer's personnel, technicians, or employees within their stand or neighbouring stands.
- Equipment, machines, or electrical appliances that may cause fire or injury.
- Exhibitors must obtain third-party liability insurance, covering: Accidents involving third parties within the exhibitor's stand. Any liability for accidents linked to IIOO EXPO 2026.
- Exhibitors should also insure their exhibits against all possible risks permitted under insurance regulations.
- Each exhibitor is responsible for obtaining insurance coverage for expenses incurred due to the abandonment or postponement of the exhibition for any unavoidable reason. The insurance policies mentioned above have to include the insurer's renunciation of any legal action/penalty arising in the event of damage or accidents against the Executives, Representatives, Directors and Employees of the following organizations:
 - Organizers: S D Promo Media Pvt Ltd, Noida
 - Chennai Trade Centre , Chennai
 - Municipality or Local Administration of Chennai
 - Architects and Contractors employed by the Organizers
 - Overseas Associates
 - Supporting organizations



EXHIBITOR LIABILITY PERIOD

The exhibitor's liability period begins from the moment the exhibitor, their employees, agents, or contractors enter the exhibition site and continues until all exhibits and property are removed from the premises.

INSURANCE, INDEMNIFICATION & ORGANIZER'S LIABILITY

- Exhibitors must insure, indemnify, and hold the Organizers harmless against all costs, claims, demands, and expenses arising from any loss or injury to any person, including: Delegates, visitors, and the general public. Organizers' staff, agents, and contractors.
- Such loss or injury may result from any act or default of the exhibitor, their employees, agents, contractors, or invitees.
- If deemed necessary, the Organizers may request proof of adequate insurance coverage from the exhibitor.
- The Organizers will not be held responsible for: Delays or restrictions affecting stand construction, erection, completion, alteration, or dismantling. Failure of services or amenities provided by the Organizers. Cancellation, partial closure, or modifications to the Exhibition due to circumstances beyond their control.

EXHIBITOR BADGES FOR ENTRY & EXIT

- Entry to the exhibition will be allowed only with exhibitor passes issued by Organizer.
- Each exhibitor will receive three (3) passes per 9 Sqm of space.
- Entry of vehicles into Chennai Trade Centre will not be permitted during exhibition hours or during other restricted time slots.
- Exit passes are mandatory for any exhibits or materials being taken out of the exhibition premises.


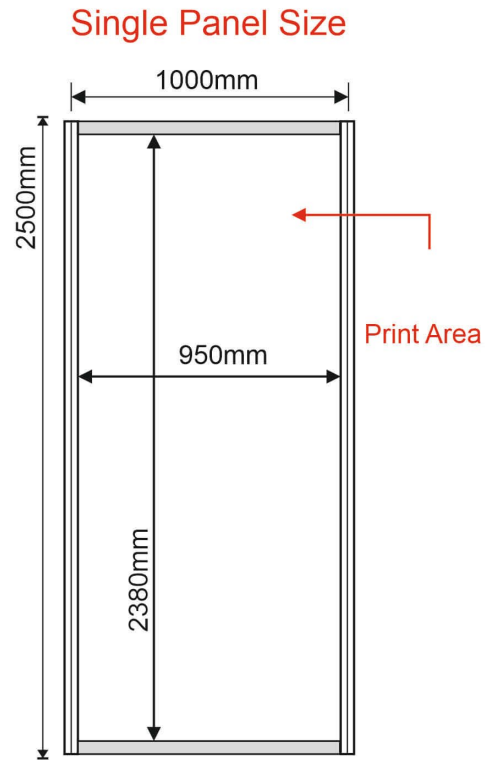
VIOLATION OF RULES

If an exhibitor violates any exhibition rules, S D Promo Media Pvt Ltd reserves the right to close their stall without any compensation or refund.

A SHELL STAND OF 9 SQM WILL INCLUDE:

Side Partition (1/2/3 Sides)	Fascia Name	Spot Lights (3 Nos)
Floor Carpet (Inside Booth)	Electric Socket (5/15 Amp) (1 No.)	Chairs (2 Nos)
Information Counter (1 No.)	Dust Bin (1 No.)	

LAYOUT OF SHELL SCHEME BOOTH (STANDARD 9SQM)



Counter



Metal Frame Chair



Spot Light - 16W



Power Socket



Dust Bin

BASIC FURNITURE AS PER BOOTH SIZE

Booth Size	Information Counter	Visitor Chairs	Spot Light	Electric Socket	Dust Bin
9 SQM	1	2	3	1	1
12 SQM	1	2	4	1	1
15 SQM	1	2	5	1	1
18 SQM	2	4	6	2	2
21 SQM	2	4	7	2	2
24 SQM	2	4	8	2	2
27 SQM	3	6	9	3	3
30 SQM	3	6	10	3	3
33 SQM	3	6	11	3	3
36 SQM	4	8	12	4	4



RULES FOR SHELL SCHEME STANDS

MINIMUM SPACE REQUIREMENT

The minimum space for a shell scheme stand is 9 sq. meters.

PANEL MODIFICATIONS

Painting or wallpapering of panels is not permitted. Exhibitors who wish to modify the panels must seek approval from the Official Stand Fitting Contractor and pay for the modifications

FIXING RESTRICTIONS

No additional fittings, displays, nails, screws, or drilling are allowed on the booth structure. Any damage caused will result in penalties charged by the Official Stand Fitting Contractor.

FLAMMABLE MATERIALS & HEATING APPLIANCES

The use of flammable materials for decoration is prohibited unless treated with a fire-retardant substance. - The use of heating appliances is strictly prohibited.

STRUCTURAL MODIFICATIONS

- No suspensions from the hall ceiling, walls, columns, floors, or any building structure are allowed.
- Exhibitors must only utilize the inner stall area allocated to them for display purposes.

HEIGHT RESTRICTIONS

- The maximum height for all fittings/exhibits is 2.5 m.
- Rear and side walls should be 2.5 m high.
- Structures or exhibits between 2.5 m and 4 m in height must: - Be approved by the Organizers.
- Maintain a minimum distance of 1 m from the rear, sides, and front of the stand.

NON-UTILIZED ITEMS

Exhibitors will not receive financial credit for any shell scheme stand items that they choose not to use.

ADDITIONAL ITEMS & FURNITURE

- Exhibitors must coordinate directly with the Official Stand Fitting Contractor for any additional furniture or fittings at an extra cost.

- Any disputes regarding additional items must be resolved directly between the exhibitor and the contractor.

- Exhibitors are liable for damages to any additional items they acquire.

ELECTRICITY SUPPLY

Each 9 sq. meter shell scheme stall will be provided with a 0.5 KW power supply, including lighting load, free of charge.


ADDITIONAL FURNITURE AND ELECTRICAL ITEMS

The price list for additional furniture and electrical fittings is available in the Additional Furniture List.

ADDITIONAL FURNITURE CATALOGUE

Tables

MI-01




Counter
(1080 X 580 X 750MM Ht)
INR 1100 | USD 13

MI-02



Lockable Cabinet
(1080 X 580 X 750MM Ht)
INR 2500 | USD 29

MI-03



Information Counter
(1010 x 620 x 1000mm Ht)
INR 3000 | USD 35

Tables

MI-04



Conference Table
(1200 X 750 X 750MM Ht)
INR 2500 | USD 29

MI-05



Square Table
(750 x 750 x 750MM Ht)
INR 1200 | USD 14

MI-06



Bistro Table
(600 Dia x 1100mm Ht)
INR 2500 | USD 29

Tables

MI-07



Glass Round Table
(850 Dia x 750mm Ht)
INR 1200 | USD 14

MI-08



Wooden Round Table
(750 Dia x 750mm Ht)
INR 1200 | USD 14


MI-09



Wooden Chair
INR 700 | USD 8

Chairs

MI-10



Novia Chair
(Upholstered Seat & back)
INR 700 | USD 8

MI-11



IKEA Chair
INR 700 | USD 8

MI-12



Metal Frame Chair
(Moulded Seat & Back)
INR 500 | USD 6

Chairs/Barstool

MI-13



Executive Chair
INR 2200 | USD 26

MI-14



Dias Chair
INR 2400 | USD 28


MI-15



Mesh bar Stool - Hydraulic
INR 1200 | USD 14


Show Cases

MI-16



Glass Counter
(1000 x 500 x 1000mm Ht)
INR 5000 | USD 59

MI-17



Small Showcase
(500 x 500 x 2000mm Ht)
INR 6000 | USD 71

MI-18



Big Showcase
(1000 x 500 x 2000mm Ht)
INR 7500 | USD 88

Lights/Accessories

MI-19



Strip Socket
(Maximum - 0.75 KW)
INR 600 | USD 7

MI-20



LED Light (100 Watt)
INR 2000 | USD 24

MI-21



Spot Light - 15W LED Bulb
INR 700 | USD 8

Accessories

MI-22

500 x 500 x 750mm Ht
500 x 500 x 1000mm Ht
1000 x 500 x 750mm Ht
1000 x 500 x 1000 mm Ht



Podium
INR 2500 | USD 29

MI-23



Magazine Stand (Metal Frame)
INR 800 | USD 9

MI-24



Magazine Stand (Foldable)
INR 1200 | USD 14

ADDITIONAL FURNITURE CATALOGUE

Sofas

MI-25



Sofa
(Single Seater)
INR 4000 | USD 47

MI-26



Sofa
(Two Seater)
INR 6000 | USD 71


MI-27



Glass Center Table
INR 1200 | USD 14


Doors/Shelf

MI-28



Lockable Wooden Door
(900 x 2000mm Ht)
INR 7500 | USD 88

MI-29



Glass Shelf
(1100 x 300mm)
INR 550 | USD 6

Miscellaneous

MI-30



Carpet
INR 200 | USD 2

MI-31



Laminated Panel
(1000 x 2500mm Ht)
INR 1000 | USD 12

Miscellaneous

MI-32



Fridge 100 Ltr
INR 6000 | USD 71

MI-33



LED TV
(With Adjustable Stand)
(40") INR 7500 | USD 88
(55") INR 15000 | USD 176

Miscellaneous

MI-34



Visitors Book
INR 750 | USD 9

MI-35



Visiting Card Bowl
INR 400 | USD 5

MI-36



Chocolate Bowl
INR 400 | USD 5

NOTE: ALL ADDITIONAL FURNITURES BILLING & ORDERS TO BE EXECUTED BY OUR OFFICIAL CONTRACTOR: -

MEROFORM INDIA PVT LTD,

No.44, Mount Poonamallee Road, Nandambakkam, Chennai - 600 089

Telephone :+91-44-2232 2524

Contact: Mrs.Jayadevi Mobile :+91 99403 74846

E-mail: jaya.devi@meroformindia.com

Email the form to info@sdpromomedia.com



GUIDELINES FOR CONSTRUCTION AND SETTING UP STANDS

PROCEDURE FOR TAKING POSSESSION OF STANDS

- Possession of shell scheme stands, and bare space areas will only be granted after full payment of all dues.
- The designated representative collecting the stand must have an authorization letter from the exhibitor company, printed on company letterhead.

Sample Authorization Letter:

"We hereby authorize Mr. (Name of Personnel), Designation----- to take possession of our stall number ----- in hall number----- . The above-mentioned person will be responsible for the stand and the exhibits on display on behalf of our company."

The authorization letter must be submitted to the Organizers' site office at Chennai Exhibition Centre, Chennai.

TIME SCHEDULE FOR TAKING POSSESSION OF STANDS

- Bare Space: August 20, 2026, from 10:00 AM onwards.
- Shell Scheme: August 21, 2026, from 3:00 PM onwards.
- Stall construction and decoration must be completed by 10:00 PM on August 21, 2026.

CONSTRUCTION OF STANDS

Unauthorized contractors will not be allowed entry into the exhibition halls.

SPECIFIC ARCHITECTURAL CONTROL AND GUIDELINES

The minimum passage width must be:

- 3 meters for main walkways (or as marked on the layout plan).
- 2 meters for passages inside stands.

Open-sided stands (one, two, three, or island stands) must leave their open sides clear of obstructions. However, low partitions up to 1.2 meters or glass partitions in the upper section are allowed.

SIZE OF STALL MAXIMUM HEIGHT OF FEATURES

Up to 40 Sqm	3.0 meters
Up to 40 Sqm to 100 Sqm	3.5 meters
Over & Above 100 Sqm	4.0 meters

Email the form to info@sdpromomedia.com



- Any additional height requests must be approved by organizer.
- Construction in front of emergency exits, service doors, electrical panels, switch rooms, or other facilities is strictly prohibited.
- Any unauthorized construction in restricted areas will be removed at the exhibitor's expense, and a penalty may be imposed.
- No fixtures, supports, or attachments can be made to the ceilings, walls, columns, or floors of the venue

SPECIAL REQUIREMENTS

- Stands requiring water, drainage, compressed air, or special power connections should preferably be located at the periphery of the hall.
- Any late requests for special utilities may not be fulfilled if they obstruct public movement or due to technical constraints.

SUBMISSION OF STAND DESIGN

Exhibitors with 40 sqm or more must submit two copies of their stand design by July 15, 2026.

• PLANS MUST INCLUDE:

- o Floor layout
- o Elevations
- o Logo placement
- o Electrical points o Wall/panel heights
- o Meeting rooms and exhibit placement

• APPROVAL PROCESS:

- o Submitted plans will be scrutinized within 7 days by organizer.
- o Any late submissions will incur a penalty of ₹10,000.
- o No deviations from the approved plan will be allowed.

STAND CONSTRUCTION AND DISPLAY GUIDELINES

- Exhibitors must strictly adhere to approved designs.
- During setup, organizer will inspect displays and enforce necessary modifications at the exhibitor's expense.

BARE SPACE EXHIBITORS MUST ENSURE:

- No damage/nailing/digging on the floor.
- Any violations will be subject to penalties.



PROHIBITED ACTIVITIES NOT ALLOWED:

- Electrical flashes, flashguns, or similar devices.
- Cloth banners, velvet banners, or velvet covers on panels/tables.
- Stage shows or presentations without written approval.
- Painting, wallpapering, drilling, or nailing of panels (damage will incur a ₹1,500 per panel charge).
- Hanging items from the hall ceiling.
- Storage behind display walls.
- Digging, grouting, or cutting the floor.

STRUCTURAL GUIDELINES

- All fittings must be contained within the stand area and must not exceed 2.5 meters in height.
- No freestanding equipment may exceed 2.5 meters.
- Exhibitors with multiple open sides must ensure an open and transparent display.
- Large stands (above 100 sq. meters) may use projections up to 4 meters, subject to ceiling height restrictions and organizer approval.

FIRE & ELECTRICAL SAFETY GUIDELINES

- Fire exits, electrical boxes, and service rooms must always remain accessible.
- Electrical wiring and installations must:
 - o Be carried out by licensed electrical contractors.
 - o Have proper insulation and overload protection.
 - o Avoid running under carpets unless protected by wooden ramps.
 - o Follow Indian Electricity Rules (1956, amended).
- Motors above 5 HP must have power factor improvement capacitors.
- Each stand must have an adequate-rated switch, fuse unit, MCB, or cut-out to enable safe power isolation.

PENALTIES AND COMPLIANCE

- Failure to follow approved designs will result in a ₹30,000 penalty per violation.
- **Violating guidelines may result in:**
 - o Stand closure
 - o Additional fines
 - o Removal of unauthorized construction at the exhibitor's cost
- **No refunds or compensation will be provided for violations:**



CARGO MOVEMENT & CLEARANCE

Movement of Exhibition Goods - Key Guidelines for Exhibitors

1. CONNECTION TO INDIA

- Chennai Port is a major entry point for international shipping and air travel. Major airlines and shipping lines connect to Chennai, facilitating transportation for exhibitors from abroad.

2. MATERIAL HANDLING AT THE EXHIBITION SITE

- Handling Restrictions: Only official agencies are permitted to handle materials on-site to ensure security, safety, and avoid damage to the venue.
- Prohibited Equipment: Forklifts, cars, or handling equipment (like trolleys or lift jacks) can enter the exhibition halls.
- Official Agencies: Exhibitors must engage with official clearing, forwarding, and on-site handling agents for assistance with unloading and handling materials. These agencies will have equipment like forklifts, cranes, and skilled labour.
- Rates & Tariffs: The rates for handling services will be set by the official agents. Exhibitors should contact them in advance to determine the cost based on the scale and type of their requirements.
- Shipping Instructions: Exhibitors, especially overseas participants, should consult with the official freight forwarders for detailed shipping instructions and deadlines to ensure smooth transition of goods.
- Damage Responsibility: Exhibitors are responsible for ensuring their exhibits against damage during transit or handling, as the organizers will not be liable for any damages.

3. CUSTOMS CLEARANCE FOR TEMPORARY IMPORTS

- Temporary Duty-Free Import: Exhibitors can import exhibits duty-free if they clear the goods under ATA Carnet, Bank Guarantee, or Embassy Bond, following Customs Notification No. 3/89. Exhibits must be re-exported within six months or as specified by Customs.
- Customs Formalities: Exhibitors should work with official Customs Freight Agents (CFAs) to stay informed about rules and procedures regarding customs clearance.

4. SALES OF EXHIBITS

- Prohibited Sales During the Event: Selling of products during the exhibition is not allowed.
- Sales by Overseas Exhibitors: Overseas exhibitors who have imported their goods through ATA Carnet, Bank Guarantee, or Embassy Bond can sell their exhibits, but only after completing customs sale formalities and paying applicable customs duties and taxes within the prescribed period.



ELECTRICAL SERVICES

Electrical Supplies & Installations Guidelines for Exhibitors

1. ELECTRICAL POWER SUPPLY DETAILS

Voltage Available:

Single / 3-Phase: 230/400 volts (with a 10% fluctuation)

Frequency: 50 cps (with a 3% variation)

Responsibility of SDPM Personnel:

SDPM personnel will regulate and control the power supply to the exhibition hall and individual stalls.

Power Distribution:

- Each stall will receive power at one or more main points, depending on the load requirements
- Exhibitors are required to use Distribution Boards to feed power to machines.

Electrical Wiring:

- Exhibitors must handle the wiring from the main power points to their machines at their own cost.
- Authorized Electrical Contractors must carry out electrical work, and they must be licensed for electrical installations.
- Safety: Exhibitors should exercise the highest level of safety in wiring and installation.

Regulation on Power Connection:

- Power connections for exhibits should align with the details provided in the online electricity requisition.
- Exhibitors must not exceed the allotted load or connect power to machines not mentioned in the application. - Switching and Wiring:
- Each exhibit should have independent switches. Alternate connections or throw-over switches are prohibited.
- In case of multiple main supply points, load distribution must be managed in consultation with the Fair Electrical Department.

Equipment Protection:

Exhibitors are advised to install stabilizers or UPS systems for sensitive machines. Steel plates should be placed under machines sensitive to the floor.



FIRE SAFETY & SECURITY REGULATIONS

FIRE SAFETY

Firefighting equipment will be provided at various vantage points in the exhibition halls. Exhibitors are, however, advised to take due precautions and provide necessary equipment in their own stalls. Exhibitors should also install Guards or Protectors on Machine/Exhibits during the demonstrations to avoid injury to visitors.

Exhibitors and the staff employed by them within the Exhibition stand are directly responsible for ensuring fire safety measures, including tackling of minor fire incidents. Their responsibilities will include: -

1. Study the general layout of Exhibition Halls and get acquainted with the location of exit doors, exit routes, emergency routes and emergency exits.
2. Not to use any inflammable material for decorating the standard shell stands, offices, restaurants, chalets etc. unless they are treated with fire retarding substances. Not to display/exhibit explosive, chemical, inflammable, dangerous, harmful or noxious substances unless approved by the Organizers.
3. Not to use any heating appliances to cook food in the Exhibition stands.
4. Ensure heating appliances used in business chalets are mounted on fireproof stands. Use of LPG is not permitted.
5. Keep away all inflammable/combustible waste such as empty boxes, containers, wrapping etc. away from the Exhibition premises and deposit the same in areas designated by the Organizers. Empty Boxes, Containers, Wrappings etc. if not removed, the Organizers will remove the same at the exhibitor's cost.
6. No storage of any kind is allowed behind booths or near electrical services.
7. All empty cartons and crates must be labelled and removed for storage
8. Helium balloons are not allowed inside the halls.
9. Ensure that electric wiring of equipment on display, decoration and those used for heating appliances are of adequate capacity, quality and are as per approved specifications. Cable joints, if any, be kept to the bare minimum and properly sealed to prevent sparking/overheating.
10. Drawing more power than has been demanded should be avoided as this may lead to tripping of main circuit breakers and recovery of penal charges/levies from the defaulting exhibitors
11. Alteration/interference with main circuit breaker and wirings/electrical fittings is prohibited. The Official Stand Fitting Contractor's electricians should be contacted for any additional connections. In case of any fault in the electrical installation, call for help from complaint cell of the Organizers / Service Booth of the Official Stand Fitting Contractor.
12. Observe and impose all fire precautions at all times, especially during fabrication/ installation of the stalls/chalets. Avoid throwing lighted cigarette butts and matchsticks etc. in Exhibition stands/chalets/offices
13. Smoking in the Exhibition halls and all public places during the Exhibition period is prohibited. These will be treated as "No Smoking" areas and will be so marked. Separate "Smoking Zone" may be used for this purpose
14. Tackle any minor fire incident in the stand, offices and restaurants by using the fire extinguisher installed.



15. Know the exit routes to be followed in an emergency and the location of nearest emergency exit for escape in case of major fire incidents.
16. Do not block the exit, exit route, emergency exit and passages.
17. Instruct your employees / temporary staff not to leave the stands unattended whilst work is in progress or before officially appointed time of closing.

In case of a fire incident, take following action:

1. In case of fire not coming under control by portable extinguisher, raise fire alarm by shouting “Fire, Fire” to summon assistance. Rush to Fire Watch Personnel Stationed in Exhibition halls.
2. In case of major fire incident, direct and guide the visitors and the occupants of Exhibition halls/restaurants through routes to the exit as well as emergency exits for their quick dispersal.
3. In case of major fire incident, direct and guide the visitors and the occupants of Exhibition halls/restaurants through routes to the exit as well as emergency exits for their quick dispersal.
4. Provide access and co-operation with the Organizers’ fire safety supervisory staff and Fire Watch Personnel for inspection. Render all help possible to fight fire and salvage the equipment/materials.
5. Ensure quick dispersal of equipment/cars parked in the area in the event of fire incident in static display/car park areas.

SECURITY REGULATIONS

1. Badges must be worn at all times by the exhibitors managing the stall and their temporary staff to gain entry to the exhibition halls.
2. Badges can be obtained at the time of taking possession of stalls from the organizers’ office at site.
3. During show days, exhibitors are allowed to enter half an hour prior to the opening of the show each day and will be allowed to remain half an hour after the close of the show
4. Particular care should be taken of items which are small & portable.
5. Hand carried items or any equipment going out of the exhibition hall will require an exit pass.

While the Organizers will maintain general security surveillance throughout the exhibition period, security of individual stalls in the responsibility of the exhibitors. Stalls are not to be left unattended during the show period, particularly before the show starts and after the show closes on the final day.